

THE JUMBLIES SUITE

“The Story of the Jumbles”

John Kilpatrick
words by Edward Lear

SATB & Wind Ensemble

edition 2014

PERCUSSION

(drum kit + gong)

1 - The Book

see back cover for drum map

Clarinet in Bb

Percussion X

Piano

$\text{♩} = 72$

X

X

block

piano & tenor

9 6

9 6

9 6

9 6

35

But they said — "It's ab - surd — to en - cou - rage this bird!" —

41

So they smashed that Old Man of White-ha-ven.

X

ff *fff*

ff (forearms) *fff*

46

look up

There was an Old Man with a gong, Who bumped at it

X

6

6

6

6

mp

56

all the day long; But they call'd. out "O lore!

X

mf

61

you're a hor-rid old bore; So they smashed that Old Man with a gong.

X

ff *ff*

REMAINDER TACET

2 - The Owl and the Pussy-Cat

Percussion

Possibly the version by Victor Hely-Hutchinson (tenor solo);
Possibly the version by Igor Stravinsky (soprano solo);
Or possibly some other version.

TACET

3 - The Author

TACET

$\text{♩} = 102$ *tenor solo*

But I for- got, my a- po- lo- gies, I for- got to tell you the au- thor.

Piano

5 *choir*

The au - thor's name is Ed - ward Lear.

4 - How Pleasant to Know Mr Lear

Edward Lear's self-portrait, vv. 1,2,4,5,7,8

2 bars with trombones

$\text{♩} = 108$ highmid tom snare cymbal *f*

bass

5 bars instrumental

3 *mf* beguine hi block low block

VERSE 1

8 beguine - ad lib. 2-bar phrase (e.g. as previous)

16 tom *mp* beguine ad lib *mf*

22 hi low

VERSES 2,4,5,7 (overlapping)

28 TACET 7 *tenors* (choir) he weareth a run-ci-ble

VERSE 8

39 beguine ad lib *mf*

45 *f*

51 beguine ad lib *mf* *f* *ff*

Detailed description: This is a percussion score for a piece titled '4 - How Pleasant to Know Mr Lear'. The score is written on a grand staff with a 4/4 time signature and a tempo of 108 beats per minute. It features various percussion instruments: highmid tom, snare, cymbal, bass, hi block, and low block. The score is divided into several sections: an instrumental introduction (5 bars), Verse 1 (8 bars), and subsequent verses (2, 4, 5, 7, and 8) which are overlapping. The dynamics range from mezzo-forte (mf) to fortissimo (ff). There are also sections marked 'TACET' for the choir and 'beguine ad lib' for the percussion.

5 - Preamble to The Jumblies

TACET

6 - The Jumblies

$\text{♩} = 88$
Lead in

tom

Intro

mf bass

5 hi hat

snare

Verse 1

9 cymbal

2

15 block

pp

21

8

Refrain
"far and few"

34 Verse 2

gently with brushes

40

sim.

p

mf

fp

46

3

soft roll

8

p

Refrain

59 Verse 3

$\text{♩} = 96$

21

Tempo I

"and each of them said: ___"

mp

84

3

fp

8

Refrain

98 Verse 4

free time

a tempo

gong!

tenor solo

".. the sun went"

pp

106 *mp* *with abandon* (or similar - a bit wildly) *ff*

112 *tenuto* *a tempo* *ff* *mf* 8 Refrain

124 Verse 5 tempo 1 *mf*

128 *a little faster* 2 *faster* 2

133 *slower* 7 *pp* *soft roll* Refrain *snare off*

144 Verse 6 *p*

150 *p*

156 *snare on* *p* *p*

161 *p* *ff* *p*

167 2 *pp* *p* *ff*

174 *closed* *open* *closed* 4 *p* Refrain *p* *fff*

7 - Preamble to The Dong
TACET

8 - The Dong

with the Luminous Nose

VERSE 1 $\text{♩} = 72$

low tom soft roll

5 *ffff* *pp*

10

15 *pp* 3 *f* *mf* *p* VERSE 2

20 4

31 VERSE 3 $\text{♩} = 80$ 7 $\text{♩} = 72$ low tom soft roll *mp* *pp*

Sop. solo, then "bong tree stem it throws"

42 *p*

48 2 soft *p* *mf* *p*

54 VERSE 4 $\text{♩} = 54$ *mf*

59 $\text{♩} = 72$ 8 (as in Jumblies) 4

"came to these shores one day"

75 *a tempo*

81 $\text{♩} = 170$ 6

"Far & few" etc.

VERSE 5

89 $\text{♩} = 90$
keep up a gentle unobtrusive beat, on the bar

95

101

107

3

a tempo
gently

slower, with the beat

114

118

end

123 $\text{♩} = 84$

129 *solo (Far & few)*

7

137 **VERSE 6**
 ♩ = 72
 3/2
 p *fff*

141
 p 2

148 *a little slower* ⊗ *solo, freely* *in time 3*

157 *freely* 2 *in time 2* 2 2 3/2 2/2 3/2 //

"till I find my Jumbly girl once more"

166 **VERSE 7**
 ♩ = 96
 3/4
 p

172


178 p *f*


183 f

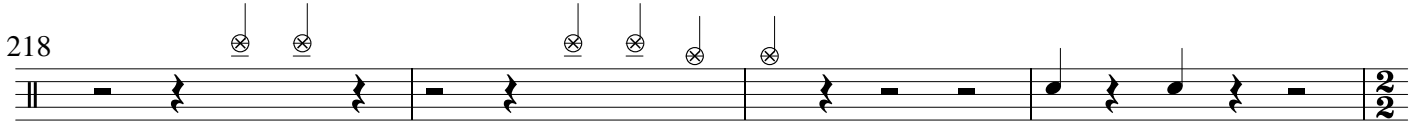
187

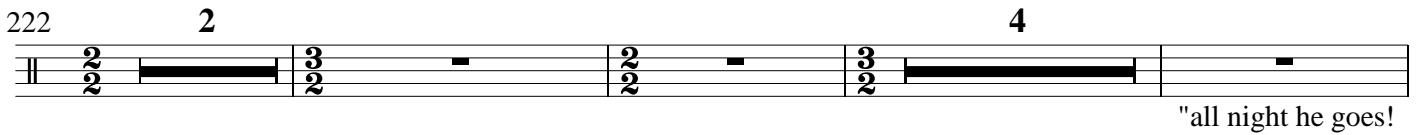
192 ♩ = ♩

198 

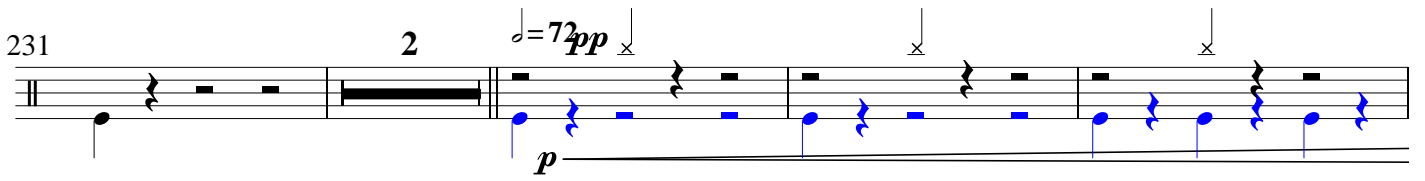
205 **VERSE 8**
♩ = 72 *pp* 

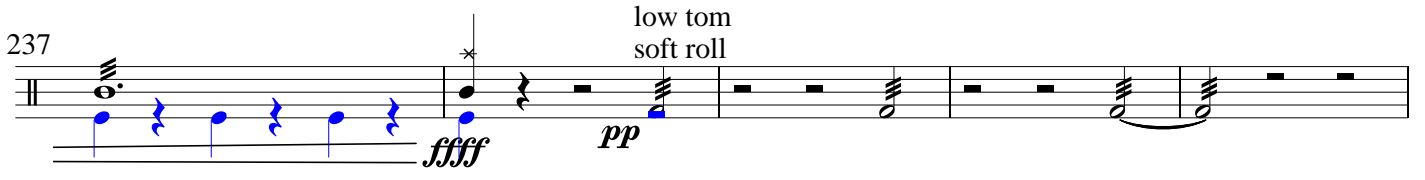
209 *pp* **low tom soft roll** 

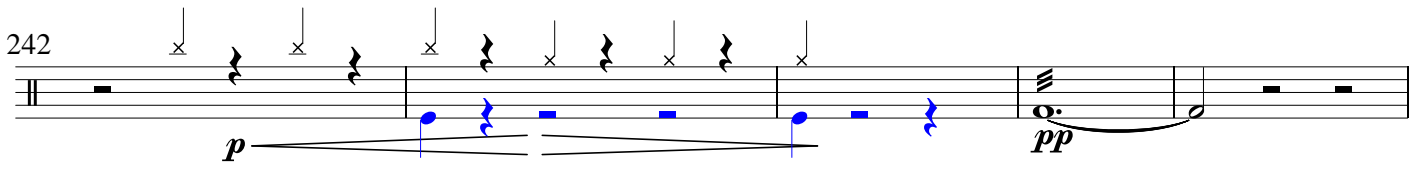
218 


222 **2** 


"all night he goes!"

231 **2** ♩ = 72 *pp* 

237 **low tom soft roll** 

242 *p* 

247 **4** *ff* 

255 *p* 

Jumblies Suite Drum Map

(stem directions not necessarily correct)

Wood blocks hi/lo

Cymbal

Hi-hat closed / open

3 x tom + side drum (snare off)

Side drum (snare on)

Bass drum

Pedal hi-hat

Gong

how rolls are shown

The drum map consists of ten staves, each representing a different percussion instrument. The notation includes various symbols such as stems with heads, stems with 'x' marks, stems with circled 'x' marks, and stems with a double slash and a vertical line, indicating different drum sounds and techniques.

The Story of The Jumblies - Scheme

1. The Book: tenor, piano, percussion, clarinet
 2. The Owl and the Pussy-Cat: tenor or soprano solo, piano
(alternative versions possible)
 3. The Author: tenor solo, piano, choir
 4. How Pleasant to Know Mr Lear: choir and wind ensemble
 5. Preamble to The Jumblies: tenor solo, piano, clarinet
 6. The Jumblies: choir and wind ensemble
 7. Preamble to The Dong: tenor solo, piano, bass clarinet
 8. The Dong: choir and wind ensemble
- (no piano in nos. 4,6,8 except for choir rehearsal)

First performed in 2014 by the Sheffield Lydian Ensemble at the Buxton Festival Fringe.